

NAME _____ DATE _____

PROFESSIONAL LEARNING COMMUNITIES: **PART 3: How will we respond when some students don't learn?** Dr. Susan Workman contact information: susan@theteacherguru.net

1. Four PLC questions:

1.)

2.)

3.)

4.)



2. The first cultural shift that principals need to support is moving from a focus on the Individual _____ to _____ teams when determining the interventions.



3. The second cultural shift that principals need to support is moving from re-teaching the _____ to re-teaching _____.



4. The third cultural shift that principals need to support is moving from interventions occurring whenever the teacher _____ to interventions occurring based on student _____ on common _____.



5. The fourth cultural shift that principals need to support is moving from Failure _____ to Failure is _____.



6. The principal and collaborative teams need to develop a school wide plan that makes sure that _____.



7. Interventions need to be _____.



8. Interventions are _____.



9. Interventions need to be _____.

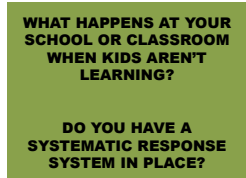


10. Interventions are _____.


Time + Support =
Student Learning



11. _____ + _____ = _____.



12. Take a minute to think about your school or classroom....What happens when students are not learning? How are decisions made in supporting student learning? _____




13. The RtI Model includes: _____,
_____ and
_____.



14. In the Incremental Pyramid Approach, Tier 1 is _____
_____; Tier II and III levels of supports occur as teachers determine

_____ and block of time during the day are used for _____.



15. With all the interventions in place, there is not one support system that can compensate for _____. Teachers and principals must focus on constant improvement of _____.

Dr. Susan Workman
www.theteachergur.net
susan@theteacherguru.net

